



ShoreTel IP Phone 480/480g Quick Reference

PHONE OPERATION

Place Calls

Use the speakerphone or a headset  or  + Ext.

Use the Directory  +  to select + 


Make a conference call  + Ext. +  or 

Make a call from History  +  to select + 


Use the Intercom (through Directory)  +  to select +  + 


Answer Calls

Answer a call Lift handset or  or  or 

Send a call to voicemail  or  or 

Divert an incoming call  + Ext. + 

Adjust volume of handset, headset, or speakerphone when off hook; adjust ringer volume when on hook  to select

Answer call waiting (incoming call) Press green blinking call appearance button or 


Pick up a call for another extension  + Ext.

Interact with Calls

Mute a call 

Place a call on hold  or press call appearance button

Take a call off hold  or press orange blinking call appearance button

Transfer a call  + Ext. +  or 




Join calls 





Park a call on another extension  + Ext.

Unpark a call  + Ext.

VOICEMAIL



Check visual voicemail  + Password + 







Log in to voicemail main menu  +  + Password + 




Log in from another extension  +  +  + Ext. + Password + 

EXTENSION ASSIGNMENT

Using Phone Interface

Assign ext. to Available or Anonymous phone  + Ext. + Password + 

Unassign extension  + Password +  +  +  +  + 








Assign your ext. to an assigned phone  +  + Ext. + Password + 

Using Voicemail System








Change ext. assignment  +  +  + Ext. + Password +  +   








Unassign extension  +  +  + Ext. + Password +  +   








CUSTOMIZE YOUR PHONE








Select a ringtone  + Password +  +  +  +  +  + 

Change call handling mode (CHM)  +  to select + 




Change CHM and call forwarding  + Password +  +  +  +  +  + 








Change automatic off-hook setting  + Password +  +  +  +  +  + 

Change time zone  + Password +  +  +  +  +  + 

Log in or out of workgroup  + Password +  +  +  +  +  + 

TROUBLESHOOTING

View phone information  +      (INFO#)

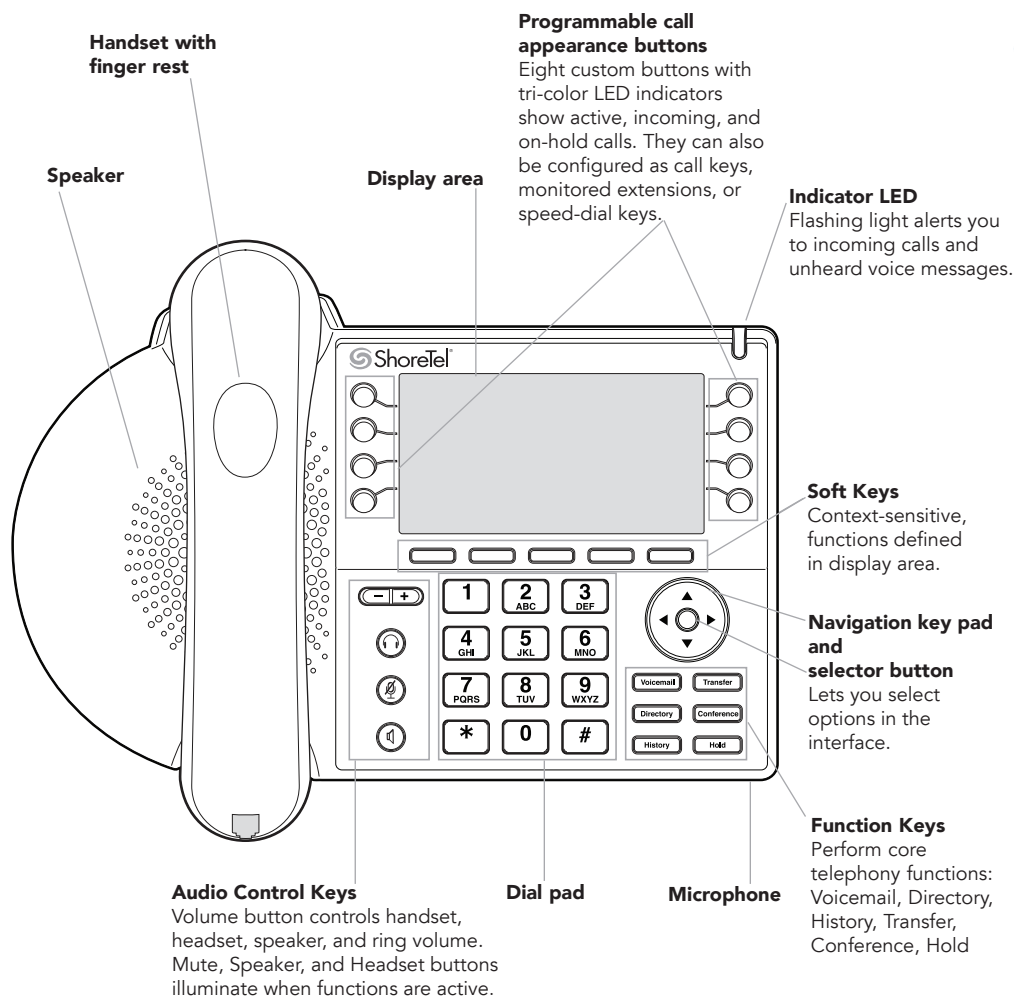
Reboot your phone  +       (RESET#)

Note: For details about using the phone, see the *ShoreTel IP Phone 480/480g User Guide*.

ShoreTel IP Phone 480/480g Quick Reference



advanced
network
systems



Note: You can connect supported headsets to the IP Phone 480/480g via the headset jack on the back of the phone.

GUIDE TO LEDS

Your ShoreTel 480/480g IP phone provides color cues to help you determine call appearance status:

- Steady Green: Phone is in use (dialing or off hook)
- Blinking Green: Incoming call
- Blinking Orange: On hold or call parked
- Steady Orange: Extension's call handling mode set to Do Not Disturb
- Steady Red: Monitored extension is in use by other party (applies to BCA and Extension Monitor)

Presence Icons

In Directory and History (details view), the following icons indicate a person's current phone status:

- ✓ Available
- Non-standard call-handling mode
- ⌚ On hold or has a call parked
- ⬮ Do not disturb
- ☎ On a Call

GUIDE TO STATUS ICONS

Main Display

- ☎ Unheard Voice Messages
- ⌚ Missed Calls
- ☎ Logged in to Workgroup
- ☎ Logged in to Workgroup, in Wrap-Up
- ☎ Logged out of Workgroup
- ☎ Standard call-handling mode
- ☎ In a Meeting call-handling mode
- ☎ Out of Office call-handling mode
- ☎ Extended Absence call-handling mode
- ☎ Custom call-handling mode

Call Appearance

- ☎ Idle, On Hook
- ☎ Off Hook, Dialing
- ☎ Inactive / Do Not Disturb
- ☎ Incoming Call
- ☎ Connected Call
- ☎ Connected Conference Call
- ☎ On Hold Locally
- ☎ On Hold Remotely
- ☎ Speed Dial Extension
- ☎ Speed Dial Extension with DND
- ☎ Call is being recorded
- ☎ Whisper mute is active

Monitored Extension

- ☎ Monitored extension
- ☎ Monitored extension, DND
- ☎ Unheard Messages
- ☎ Unheard Messages and DND
- ☎ Connected call and incoming call
- ☎ On a Call
- ☎ On a Conference Call
- ☎ Monitored extension in a connected call and call answered locally
- ☎ Monitored extension on hold and call answered locally
- ☎ Monitored extension in a connected call with a call on hold

Visual Voicemail

- ! Urgent
- ☎ Message
- ☎ Message with return receipt
- ☎ Private message
- ☎ Broadcast message
- ☎ Broadcast message with return receipt requested
- ☎ Private broadcast message
- ☎ Private broadcast message with return receipt requested
- ☎ Private message with return receipt requested